



Model 8300, Sonoma Ranch panel, Brown finish, Arched Stockton windows, Decorative hardware

### DOOR FEATURES

#### Effective Joint Seals

Snug-fitting tongue-and-groove section joints reduces wind and weather from entering the garage.

#### Foamed-In-Place Polyurethane Insulation

provides thermal efficiency with an R-value\* of 12.12† for Model 8300 and 16.22 for Model 8500.

#### Heavy Gauge Steel End Caps

Wrap-around end caps trim out door edges for better appearance, improved strength and protect the insulation from damage.



- **Silent Glide Rollers**

Nylon rollers with solid steel shafts provide years of smooth, quiet and dependable operation

- **High Cycle Spring Option**

Choose a 25,000 cycle spring for more than twice the life of a standard torsion spring

- **Wind Load Options**

Available with structural reinforcements for use in coastal or high wind region



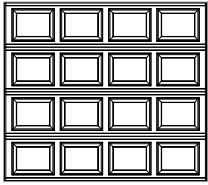
- **Limited Lifetime Warranty**



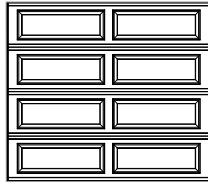
\*Wayne Dalton uses a calculated door section R-value for our insulated doors.

†R-value is for 8' tall doors. R-value for other door heights may vary slightly. See website for warranty and wind load details.


# 1 Choose Your Style




Colonial



Ranch



Sonoma



Sonoma Ranch  
(Model 8300 only)



Contemporary

# 2 Choose Your Color

## Paint Finishes (Standard)



White



Almond



Taupe



Terra Bronze



Brown



Black

## Bi-Directional Wood-Grain Finishes

Available on Sonoma and Sonoma Ranch only



Golden Oak



Mission Oak



Walnut

Actual colors may vary from brochure due to fluctuations in the printing process.  
Always request a color sample from your dealer for accurate color matching before ordering your door.



Available with the TruChoice® Color System, Wayne Dalton's custom painting process that offers more than 6,000 colors. See dealer for details.

# 3 Choose Your Windows

## For Colonial and Contemporary Panels



Clear I



Clear III\*



Cascade I



Cascade III\*



Cathedral I



Stockton I



Stockton III\*



Arched Stockton\*



Stockbridge\*



Prairie I



Waterton I



Waterton III\*



Williamsburg I



Sherwood I

## For Ranch Panels



Clear II



Cascade II



Cathedral II



Prairie II



Sherwood II\*\*



Stockbridge II



Stockton II



Waterton II



Williamsburg II\*\*



Williamsburg II Single Arch

\*Contemporary Panel only.  
\*\*Available only on doors with an even number of panels.

**For Sonoma Ranch Panels (Model 8300 only)**



Ashton IV



Cascade IV



Cathedral IV



Arched Stockton IV\*\*



Clear IV



Ruston IV



Sherwood IV



Stockbridge IV (3-Lite)



Stockbridge IV (4-Lite)



Stockford IV



Stockton IV (4-Lite)



Stockton IV (6-Lite)



Stockton IV (8-Lite)



Stockton IV (8-Lite Arched)



Stockton IV (12-Lite)



Waterton IV



Williamsburg IV



Wyndbridge IV\*\*



Williamsburg IV Double Car

**For Sonoma Panels**



Cascade I



Cascade III



Cathedral I



Clear I



Clear III



Stockbridge



Stockton I



Stockton III



Arched Stockton



Waterton I



Waterton III

Choice of single or double arch is available for arched top double car windows.



Arched Stockton Single



Arched Stockton Double

Not all windows available in all areas. Windows shown are typical of an 8' wide door and placement may vary by panel design. Consult your dealer for details.

**Glass Options**



Clear\*



Gray Tinted



Green Tinted



Bronze Tinted



Satin Etched Privacy\*



Obscure\*  
\*Insulated glass available.

**4 Choose Your Hardware**



Aspen



Fleur-de-Lis




Spear

For our full decorative hardware offering, visit our website at [wayne-dalton.com](http://wayne-dalton.com).

AFTER

BEFORE



*Contemporary panel, Black finish, Clear III Vertical windows*



## Garage Door Design Center

To see this door on your home, visit [wayne-dalton.com](http://wayne-dalton.com), or download our Garage Door Design Center app. Upload a photo of your home and experiment with panel designs, color options, window styles and decorative hardware designs. Instant curb appeal awaits you with just a click of your mouse.

**Wayne Dalton**  
GARAGE DOORS

DISTRIBUTED BY:

2501 S. State Hwy. 121 Bus., Ste 200  
Lewisville, TX 75067

[wayne-dalton.com](http://wayne-dalton.com)



© 2020 Wayne Dalton, a Division of Overhead Door Corporation. Consistent with our policy of continuing product improvement, we reserve the right to change product specifications without notice or obligation. Item W900-1212 07/20